




CREATIVE
INTERCONNECT
SOLUTIONS

AMM

1 MM PITCH

*IRRESISTIBLY
SMALL*

KEEP YOUR CONNECTION SIMPLE



—
OFF
THE SHELF

1mm
pitch



AMM

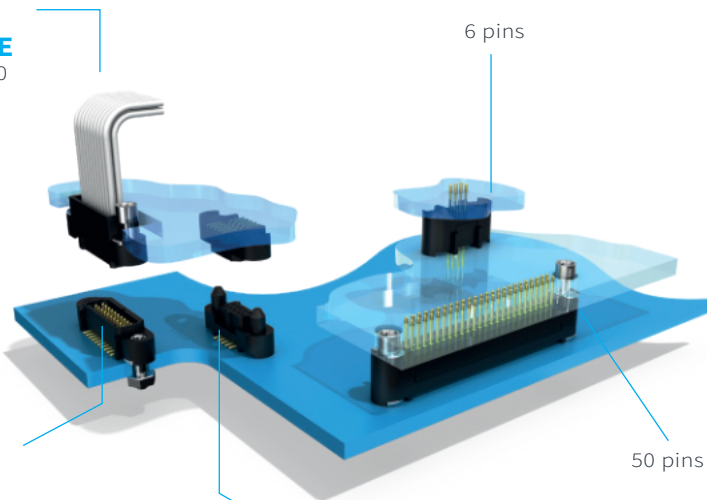
Main features & Product specifications

Do you need a solution to solve your most demanding space constraints issues? Check out the capabilities offered by our new, AMM, 1.00 mm pitch connector. The highly reliable AMM series offers **five standard layouts** that are stocked and **available in just a few days**: 06, 10, 20, 34, or 50 contacts distributed over 2 rows.

Lightweight and secure with ingenious features like the integrated guidance pin for stacking purposes, the AMM range keeps your interconnect solution simple and efficient.

- **MOQ: 1**
- **Tape&Reel packaging**
- **2D and 3D available on nicomatic.com**
- **Easy custom on request**

FEMALE ON CABLE
AWG 26-28-30



MALE SMT

FEMALE SMT

Integrated guidance pin

EASY CUSTOM

ANY OTHER PIN NUMBER CONNECTORS W/O MOUNTING EARS HARNESS PARTICULAR SPECS available on request

MATERIAL

- HOUSING: LCP
- MALE CONTACTS: COPPER ALLOY, AU 0.15 TO 0.4µ MAX
- FEMALE CONTACTS: SLOTTED CONTACT WITH 4 CONTACT POINTS, COPPER ZINC ALLOY, AU 0.15 TO 0.4µ MAX
- HARDWARE: STAINLESS STEEL 316L

→ SPECIFICATIONS



06-10-20-34-50



VIBRATION SEVERITY 15G
SHOCK 100G



GLASS FIBER COMPOSITE



TEMPERATURE CYCLING
-65°C +200°C



MECHANICAL OPERATIONS
UP TO 1000 CYCLES



CONTACT RESISTANCE
<10mΩ



UP TO 4.8A@25°C (PCB to cable 20 pins)
UP TO 2.5A@25°C (PCB to PCB 20 pins)



WITHSTANDING VOLTAGE
@SEA LEVEL 600 V RMS

→ TARGET MARKETS



CIVIL AVIONICS



HARSH INDUSTRIAL



DEFENCE & SECURITY

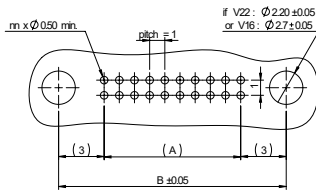
AMM

Part numbering & Overall dimensions

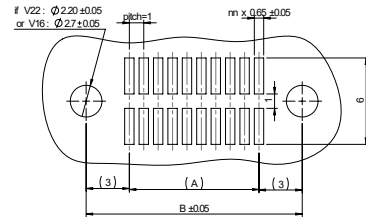
→ STRAIGHT ON PCB

Series	Gender	LF contact type	LF contact nbr	Fixing	Visual	Mating part (fixing)
A22	1 Male	Y Straigh Thru hole	06-10-20-34-50	V22 Straight jackpost		V16
		or		V16 Captive screw		V22
		T Straigh SMT		VXX No fixing		R
	2 Female	Y Straigh Thru hole	06-10-20-34-50	V22 Straight jackpost		V16
		or		V16 Captive screw		V22
		T Straigh SMT		R Racking		VXX
				VXX No fixing		

→ THRU HOLE PCB LAYOUT



→ SMT PCB LAYOUT



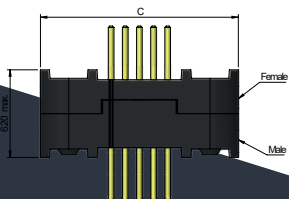
→ PRE-WIRED

Series	Gender	Signal wire	Color	Shape & Potting	LF contact nbr	Fixing	Config	Cable Length (mm)
HA22	2 Female	H AWG 28	6 Blue	Q with backpotting	06-10-20-34-50	V16 Jackscrew	F Fly lead	0150 0300 0450

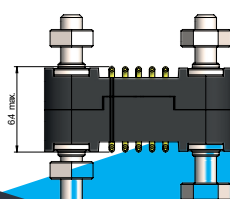
Please consult us for AWG 26 or 30 and for any other length, color or harness requirement

→ OVERALL DIMENSIONS

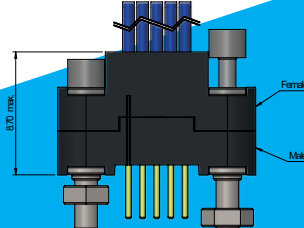
Male and female straight thru on PCB



Male and female straight SMT on PCB



Male on PCB And female on cable



Dimension table					
LF contact number	6	10	20	34	50
A = Distance between pins (mm)	2.00	4.00	9.00	16.00	24.00
B = Distance between fixings (mm)	8.00	10.00	15.00	22.00	30.00
C = Total length (mm)	12.00	14.00	19.00	26.00	34.00

HEADQUARTER

FRANCE

T: +33 (0)4 50 36 13 85
france@nicomatic.com

MEMBER OF

Gifas - Eden
Aerospace cluster
Air Force association

SUBSIDIARIES

UNITED STATES

T: +1 21 54 44 95 80
usa@nicomatic.com

CHINA

T: +86 (0)22 23 85 88 36
china@nicomatic.com

INDIA

T: +91 80 421 315 74
india@nicomatic.com

UNITED KINGDOM

T: +44 (0) 11 83 80 10 33
uk@nicomatic.com

GERMANY

T: +49 (0)33 203 878 801
germany@nicomatic.com

TURKEY

T: +90 (0) 312 504 37 29
turkey@nicomatic.com

SOUTH KOREA

T: +82 (0)2 553 6822
korea@nicomatic.com

JAPAN

T: +81 (0)80 2138 0909
japan@nicomatic.com

SINGAPORE

T: +65 62 62 12 80
singapore@nicomatic.com

CANADA

T: +41 (0) 438 885 3395
canada@nicomatic.com

TAIWAN

T: +886 (0)2 2311 2667
taiwan@nicomatic.com

CAREER

COME & JOIN US

- Improving technology
- Diversity & gender equality
- We promote initiative & responsibility

READY TO JOIN OUR TEAM?

recruitment@nicomatic.com



WEBSITE
nicomatic.com